

SLA DC 50mm SNC3

Module SLA essence



Product description

- _ Fits in most existing MR16 / GU10 halogen luminaires
- _ Replacement of 50 W MR16 halogen lamps or 20 W HID lamp
- _ Free choice of variable dimming and non-dimming LED drivers
- _ Pre-wired for quick and easy installation
- _ Eye-catching lens optic with mirrors halogen facettes
- _ Long lifetime: L70B50 >54,000 h
- _ 5 years guarantee (conditions at <https://www.tridonic.com/manufacturer-guarantee-conditions>)

Optical properties


- _ Colour temperatures 2,700, 3,000 and 4,000 K
- _ Typ. luminous flux 1,535 lm/W at 4,000 K, Irated and ta = 25 °C
- _ Efficacy 130 lm/W at Irated and ta = 25 °C
- _ High colour rendering index CRI > 90
- _ Small colour tolerance (MacAdam 3)
- _ Beam Angle: spot degree (12° / 24°) or downlight (36°)

Mechanical properties

- _ Luminaire dimension $\varnothing 49.6 \times 50$ mm
- _ Mounting with mounting ring, see accessories

Website

<http://www.tridonic.com/28005126>



Spotlights



Downlights



Linear



Area



Floor | Wall



Free-standing



Street



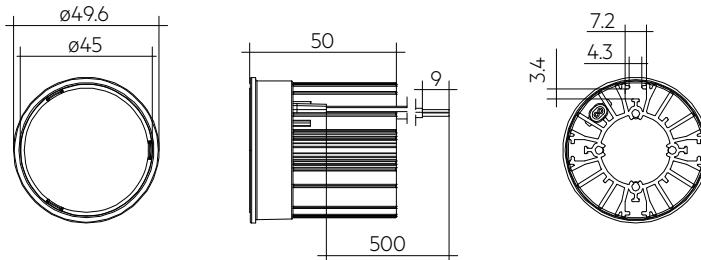
Decorative



High bay

SLA DC 50mm SNC3

Module SLA essence



Ordering data

Type	Article number	Packaging	Weight per pc.
SLA DC G3 50mm 1500lm 927 12D SNC3	28005126	40 pc(s).	0.077 kg
SLA DC G3 50mm 1500lm 927 24D SNC3	28005127	40 pc(s).	0.077 kg
SLA DC G3 50mm 1500lm 927 36D SNC3	28005128	40 pc(s).	0.077 kg
SLA DC G3 50mm 1500lm 930 12D SNC3	28005129	40 pc(s).	0.077 kg
SLA DC G3 50mm 1500lm 930 24D SNC3	28005130	40 pc(s).	0.077 kg
SLA DC G3 50mm 1500lm 930 36D SNC3	28005131	40 pc(s).	0.077 kg
SLA DC G3 50mm 1500lm 940 12D SNC3	28005132	40 pc(s).	0.077 kg
SLA DC G3 50mm 1500lm 940 24D SNC3	28005133	40 pc(s).	0.077 kg
SLA DC G3 50mm 1500lm 940 36D SNC3	28005134	40 pc(s).	0.077 kg

Technical data

Ambient temperature t_a	-20 ... +40 °C
Irated for SLA DC 12D	300 mA
Irated for SLA DC 24/36D	350 mA
I _{max} for SLA DC 12D	330 mA
I _{max} for SLA DC 24/36D	385 mA
Max. permissible LF current ripple	1,000 mA
Max. permissible peak current	1,350 mA / max. 10 ms
Colour tolerance [®]	3 SDCM
Max. working voltage for insulation SELV	60 V
Insulation test voltage	0.5 kV
Protection class	III
Risk group (IEC 62471)	RG0
Type of protection	IP20
Lumen maintenance L70B50	54,000 h
Guarantee (conditions at www.tridonic.com)	5 Year(s)

Approval marks



Standards

EN 62471, EN 61547, EN 55015, EN 60598-1, EN 60598-2-2, EN 61000-3-2, EN 61000-3-3

Specific technical data

Type	Article number	Colour temperature	Typ. luminous flux at $t_a = 25\text{ °C}$ ^①	Forward current	Min. forward voltage at $t_a = 25\text{ °C}$	Typ. forward voltage at $t_a = 25\text{ °C}$	Max. forward voltage at $t_a = 25\text{ °C}$	Typ. power consumption at $t_a = 25\text{ °C}$ ^②	Efficacy of the luminaire at $t_a = 25\text{ °C}$	Typ. intensity at $t_a = 25\text{ °C}$	Beam characterist	Colour rendering index CRI
Operating mode HE												
SLA DC G3 50mm 1500lm 927 12D SNC3	28005126	2,700 K	935 lm	250 mA	31.3 V	34.8 V	39.7 V	8.7 W	105 lm/W	4180 cd	12°	>90
SLA DC G3 50mm 1500lm 927 24D SNC3	28005127	2,700 K	1,060 lm	250 mA	31.3 V	34.0 V	39.7 V	8.5 W	123 lm/W	3295 cd	24°	>90
SLA DC G3 50mm 1500lm 927 36D SNC3	28005128	2,700 K	1,060 lm	250 mA	31.3 V	34.0 V	39.7 V	8.5 W	123 lm/W	2565 cd	36°	>90
SLA DC G3 50mm 1500lm 930 12D SNC3	28005129	3,000 K	985 lm	250 mA	31.3 V	34.8 V	39.7 V	8.7 W	113 lm/W	4380 cd	12°	>90
SLA DC G3 50mm 1500lm 930 24D SNC3	28005130	3,000 K	1,100 lm	250 mA	31.3 V	34.0 V	39.7 V	8.5 W	127 lm/W	3415 cd	24°	>90
SLA DC G3 50mm 1500lm 930 36D SNC3	28005131	3,000 K	1,100 lm	250 mA	31.3 V	34.0 V	39.7 V	8.5 W	127 lm/W	2660 cd	36°	>90
SLA DC G3 50mm 1500lm 940 12D SNC3	28005132	4,000 K	1,010 lm	250 mA	31.3 V	34.8 V	39.7 V	8.7 W	116 lm/W	4490 cd	12°	>90
SLA DC G3 50mm 1500lm 940 24D SNC3	28005133	4,000 K	1,130 lm	250 mA	31.3 V	34.0 V	39.7 V	8.5 W	130 lm/W	3510 cd	24°	>90
SLA DC G3 50mm 1500lm 940 36D SNC3	28005134	4,000 K	1,130 lm	250 mA	31.3 V	34.0 V	39.7 V	8.5 W	130 lm/W	2735 cd	36°	>90
Operating mode NM												
SLA DC G3 50mm 1500lm 927 12D SNC3	28005126	2,700 K	1,037 lm	300 mA	32.5 V	36.0 V	39.7 V	10.8 W	96 lm/W	4611 cd	12°	>90
SLA DC G3 50mm 1500lm 927 24D SNC3	28005127	2,700 K	1,370 lm	350 mA	32.5 V	34.3 V	39.7 V	12.0 W	114 lm/W	4255 cd	24°	>90
SLA DC G3 50mm 1500lm 927 36D SNC3	28005128	2,700 K	1,370 lm	350 mA	32.5 V	34.3 V	39.7 V	12.0 W	114 lm/W	3315 cd	36°	>90
SLA DC G3 50mm 1500lm 930 12D SNC3	28005129	3,000 K	1,097 lm	300 mA	32.5 V	36.0 V	39.7 V	10.8 W	102 lm/W	4877 cd	12°	>90
SLA DC G3 50mm 1500lm 930 24D SNC3	28005130	3,000 K	1,500 lm	350 mA	32.5 V	34.3 V	39.7 V	12.0 W	123 lm/W	4660 cd	24°	>90
SLA DC G3 50mm 1500lm 930 36D SNC3	28005131	3,000 K	1,500 lm	350 mA	32.5 V	34.3 V	39.7 V	12.0 W	123 lm/W	3630 cd	36°	>90
SLA DC G3 50mm 1500lm 940 12D SNC3	28005132	4,000 K	1,140 lm	300 mA	32.5 V	36.0 V	39.7 V	10.8 W	106 lm/W	5066 cd	12°	>90
SLA DC G3 50mm 1500lm 940 24D SNC3	28005133	4,000 K	1,535 lm	350 mA	32.5 V	34.3 V	39.7 V	12.0 W	125 lm/W	4765 cd	24°	>90
SLA DC G3 50mm 1500lm 940 36D SNC3	28005134	4,000 K	1,535 lm	350 mA	32.5 V	34.3 V	39.7 V	12.0 W	125 lm/W	3710 cd	36°	>90

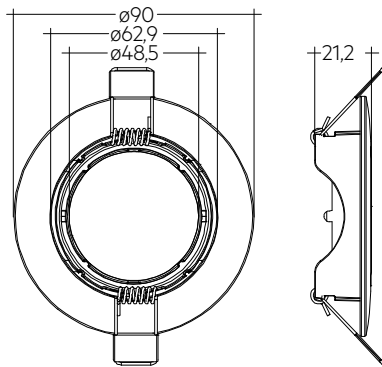
① Integral measurement over the complete module.

② Tolerance of typ. luminous flux $\pm 7.5\%$. Measurement uncertainty $\pm 10\%$.

③ Tolerance of power consumption 10% . Measurement uncertainty 1% .

ACS TRIM RING

Accessory



Product description

- _ Up to 30° swivel mounting rings for ceiling cutouts 68 mm and 75 mm
- _ Matt white / matt black / brushed nickel finishing
- _ Version 75 mm with anti-glare guard
- _ Spring clip pre-assembled

Website

<http://www.tridonic.com/28002184>



Ordering data

Type	Article number	Colour	Ceiling cutout	Packaging, carton	Weight per pc.
ACS TRIM RING SWIVEL 68mm WH 30°	28002184	White	ø 68 mm	90 pc(s).	0.064 kg
ACS TRIM RING SWIVEL 68mm BK 30°	28002185	Black	ø 68 mm	90 pc(s).	0.064 kg
ACS TRIM RING SWIVEL 68mm BN 30°	28002186	Chrome	ø 68 mm	90 pc(s).	0.064 kg
ACS TRIM RING SWIVEL 75mm WH 30°	28002187	White	ø 75 mm	90 pc(s).	0.100 kg
ACS TRIM RING SWIVEL 75mm BK 30°	28002188	Black	ø 75 mm	90 pc(s).	0.100 kg

1. Standards

EN 62471
 EN 61547
 EN 55015
 EN 60598-1
 EN 60598-2-2
 EN 61000-3-2
 EN 61000-3-3

1.1 Risk group

Type	Risk group (IEC 62471)
SLA DC SNC3	RGO

1.2 Energy classification

Type	Article number	These products contain a light source of energy efficiency class
SLA DC 50mm 1500lm 927 12D SNC3	28005126	F
SLA DC 50mm 1500lm 927 24D SNC3	28005127	F
SLA DC 50mm 1500lm 927 36D SNC3	28005128	F
SLA DC 50mm 1500lm 930 12D SNC3	28005129	F
SLA DC 50mm 1500lm 930 24D SNC3	28005130	F
SLA DC 50mm 1500lm 930 36D SNC3	28005131	F
SLA DC 50mm 1500lm 940 12D SNC3	28005132	F
SLA DC 50mm 1500lm 940 24D SNC3	28005133	F
SLA DC 50mm 1500lm 940 36D SNC3	28005134	F

2. Thermal details

2.1 ambient temperature and lifetime

Operation within the specified ambient temperature range is crucial for the light output and lifetime of a LED product. Within the specified ambient temperature range, a maximum casing temperature of 90 °C is not exceeded.

The LED product is intended to be used in downward operating position, for details see 3.4 Mounting instructions.

2.2 Storage and humidity

storage temperature	-30 ... +80 °C
---------------------	----------------

Operation only in non condensing environment, at a humidity < 85 %.

3. Installation / wiring

3.1 Electrical supply/choice of LED driver

SLA modules from Tridonic are not protected against overvoltages, overcurrents, overloads or short-circuit currents. Safe and reliable operation can only be guaranteed in conjunction with a LED driver which complies with the relevant standards. The use of LED drivers from Tridonic in combination with SLA modules guarantees the necessary protection for safe and reliable operation.

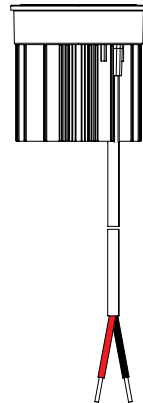
If a LED driver other than Tridonic is used, it must provide the following protection:

- Short-circuit protection
- Overload protection
- Overtemperature protection



SLA DC have to be operated with a SELV LED driver. SLA modules must be supplied by a constant current LED driver. Operation with a constant voltage LED driver will lead to an irreversible damage of the module. Wrong polarity can damage the SLA.

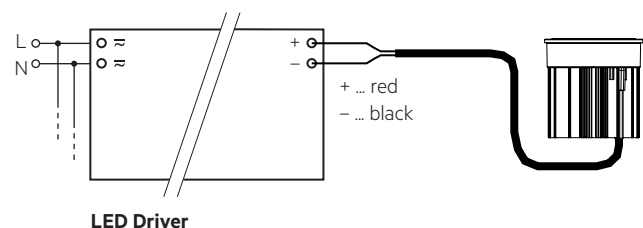
3.2 wiring



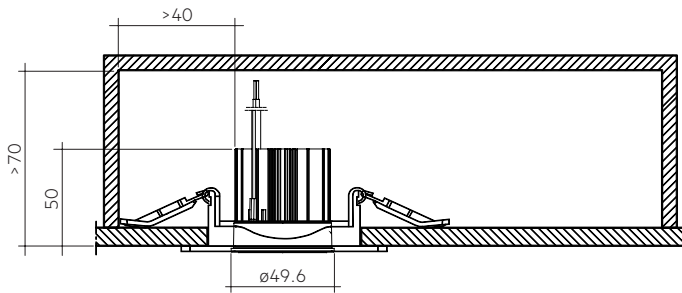
Red: +
 Black: -

3.3 Wiring type and cross section

Cable type: AWG20x2C
 Cable length: 500 mm
 Stripping length: 9 mm, pre-tinned



3.4 Mounting instruction



For mounting the SLA products it is necessary to have an assembling ring which is not provided.



Chemical substances may harm the LED module. Chemical reactions could lead to color shift, reduced luminous flux or a total failure of the module caused by corrosion of electrical connections.

3.5 EOS/ESD safety guidelines



The device / module contains components that are sensitive to electrostatic discharge and may only be installed in the factory and on site if appropriate EOS/ESD protection measures have been taken. No special measures need to be taken for devices/modules with enclosed casings (contact with the PCB not possible), just normal installation practice.

For further information for EOS/ESD safety guidelines and the ESD classification please refer to the brochure entitled <http://www.tridonic.com/esd-protection>.

4. Lifetime

4.1 Lifetime, lumen maintenance and failure rate

The light output of an LED module decreases over the lifetime, this is characterized with the L value.

L70 means that the LED module will give 70 % of its initial luminous flux.

This value is always related to the number of operation hours and therefore defines the lifetime of an LED module.

As the L value is a statistical value and the lumen maintenance may vary over the delivered LED modules.

The B value defines the amount of modules which are below the specific L value, e.g. L70B10 means 10 % of the LED modules are below 70 % of the initial luminous flux, respectively 90 % will be above 70 % of the initial value.

In addition the percentage of failed modules (fatal failure) is characterized by the C value.

4.2 Lumen maintenance

SLA DC 50mm 1500lm 12D SNC3

Forward current	ta	L90B10	L90B50	L80B10	L80B50	L70B10	L70B50
250 mA	25 °C	>54k h	>54k h	>54k h	>54k h	>54k h	>54k h
	40 °C	>54k h	>54k h	>54k h	>54k h	>54k h	>54k h
300 mA	25 °C	>54k h	>54k h	>54k h	>54k h	>54k h	>54k h
	40 °C	48k h	>54k h	>54k h	>54k h	>54k h	>54k h

SLA DC 50mm 1500lm 24D / 36D SNC3

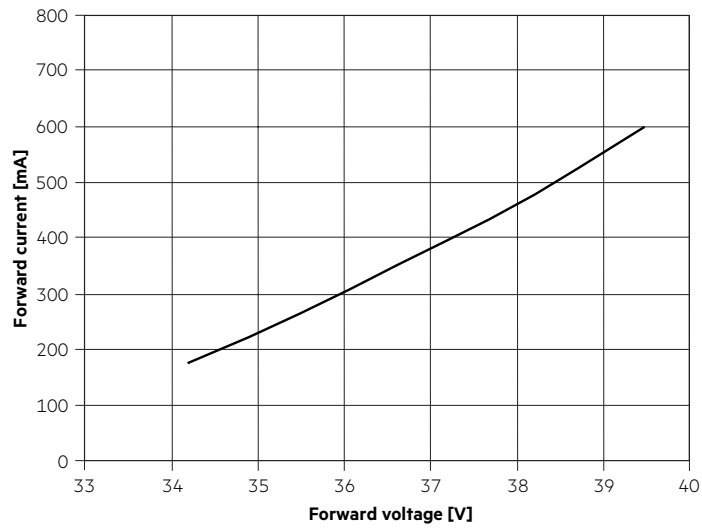
Forward current	ta	L90B10	L90B50	L80B10	L80B50	L70B10	L70B50
250 mA	25 °C	>54k h	>54k h	>54k h	>54k h	>54k h	>54k h
	40 °C	>54k h	>54k h	>54k h	>54k h	>54k h	>54k h
350 mA	25 °C	>54k h	>54k h	>54k h	>54k h	>54k h	>54k h
	40 °C	>54k h	>54k h	>54k h	>54k h	>54k h	>54k h

LOC10 >54k h. At ta = 25 °C, based on 10 switching cycles per day.

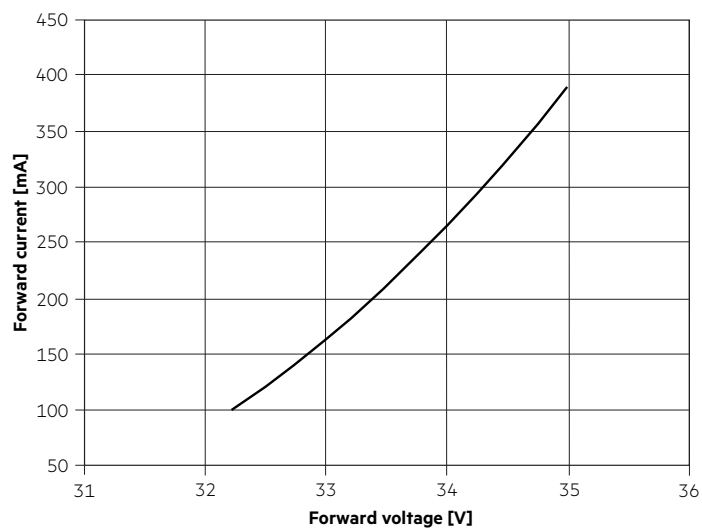
5. Electrical values

5.1 Typ. forward voltage vs. forward current

SLA DC 12D SNC3:



SLA DC 24D SNC3 + SLA DC 36D SNC3::



6. Photometric characteristics

6.1 Coordinates and tolerances according to CIE 1931

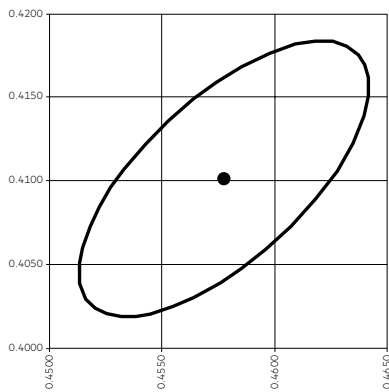
The specified colour coordinates are integral measured in thermal saturated stage at $t_p = 75\text{ °C}$.

The ambient temperature of the measurement is $t_a = 25\text{ °C}$.

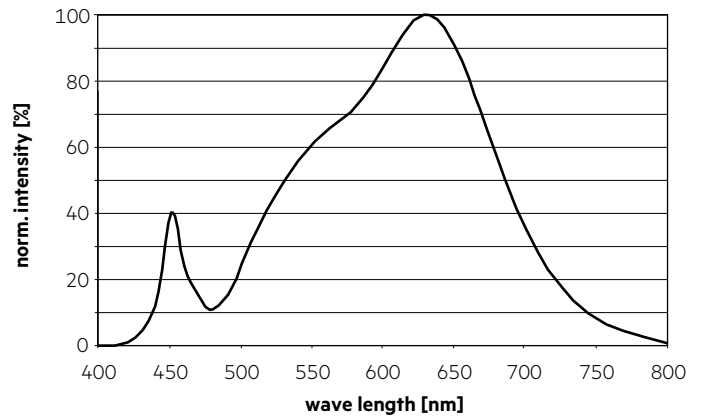
The measurement tolerance of the colour coordinates are ± 0.01 .

2,700 K

	x0	y0
Centre SLA DC SNC3	0.4578	0.4101

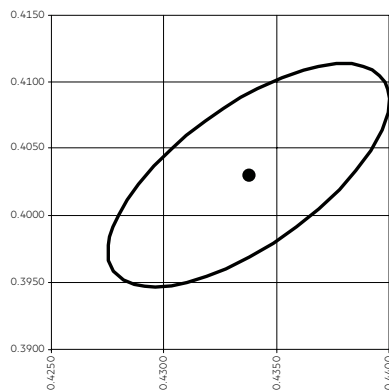


MacAdam ellipse: 3SDCM

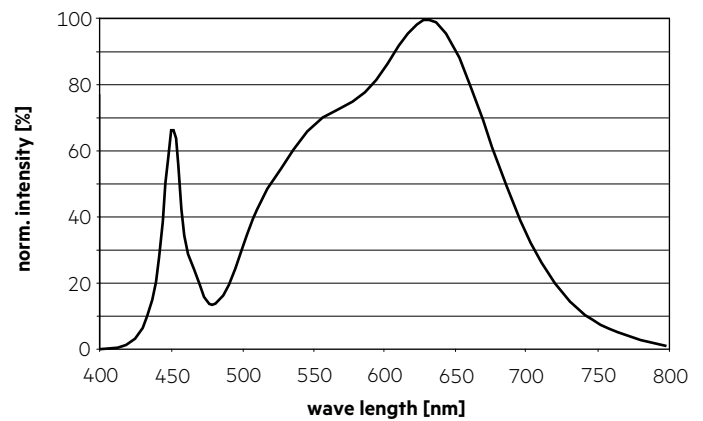


3,000 K

	x0	y0
Centre SLA DC SNC3	0.4338	0.4030

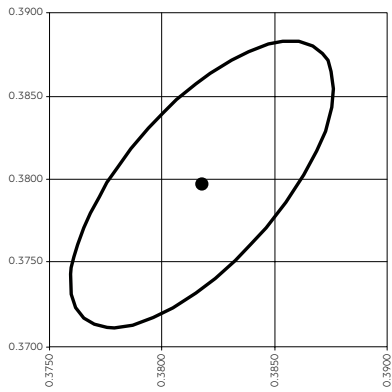


MacAdam ellipse: 3SDCM



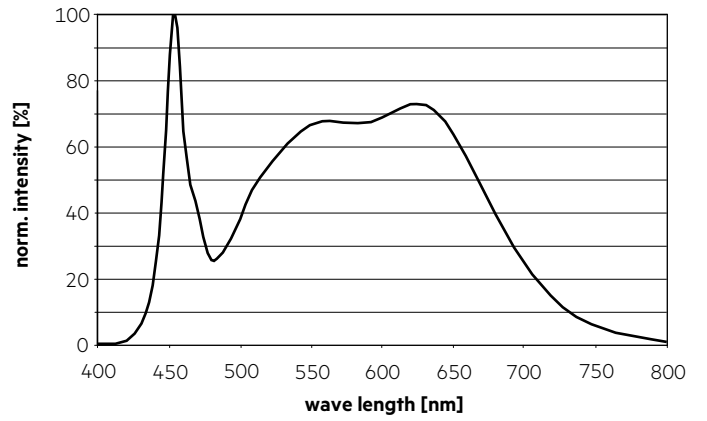
4,000 K

	x0	y0
Centre SLA DC SNC3	0.3818	0.3797

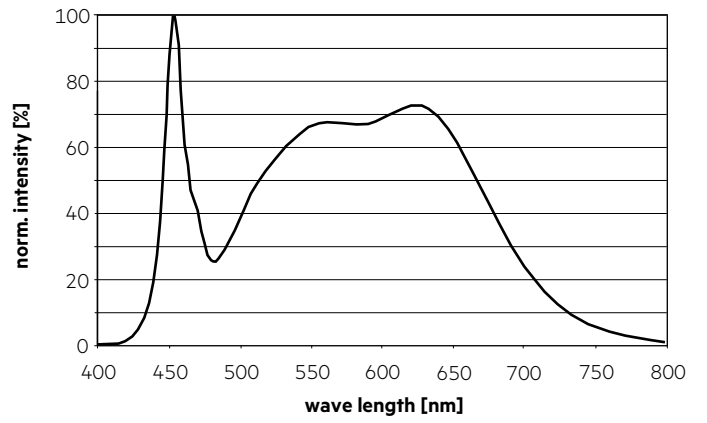


MacAdam ellipse: 3SDCM

SLA DC 12D SNC3:

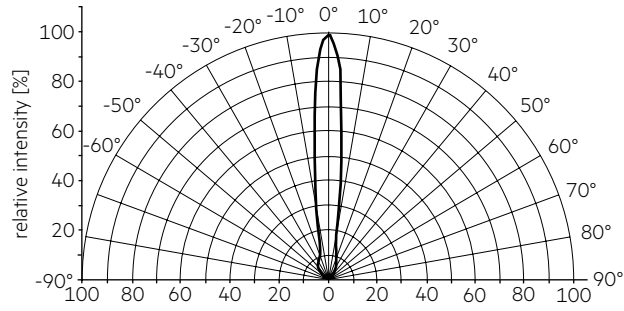


SLA DC 24D SNC3 + SLA DC 36D SNC3::

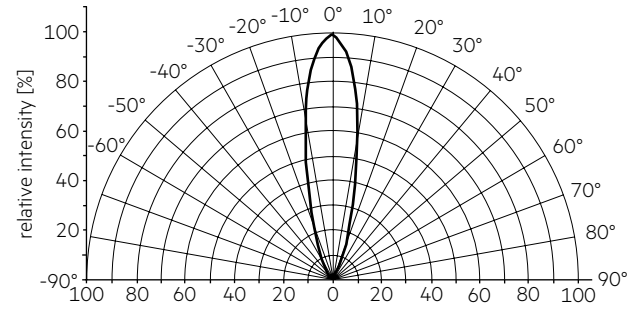


6.2 Light distribution

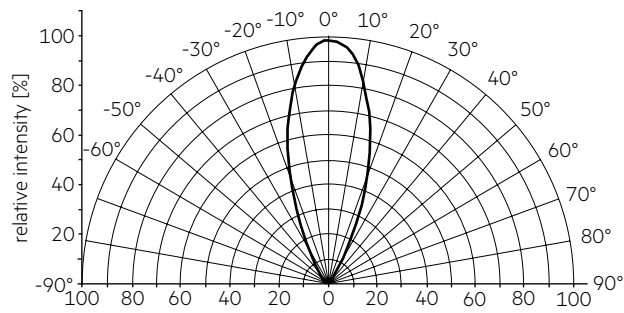
Light distribution for 12D



Light distribution for 24D

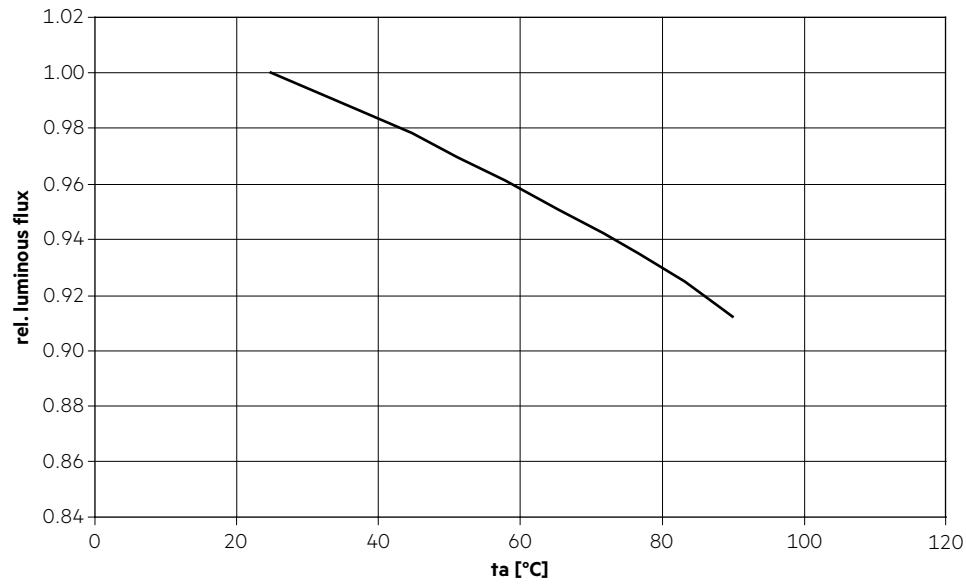


Light distribution for 36D

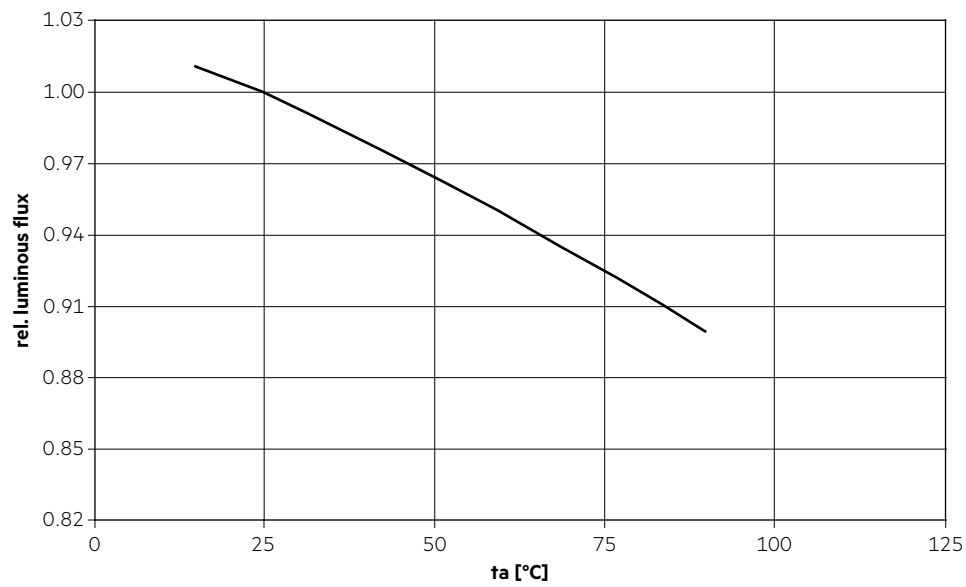


6.3 Relative luminous flux vs. t_p temperature

SLA DC 12D SNC3:

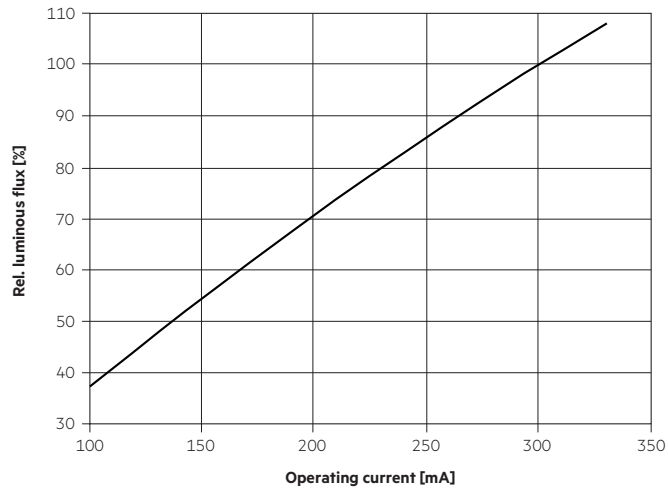


SLA DC 24D SNC3 + SLA DC 36D SNC3:

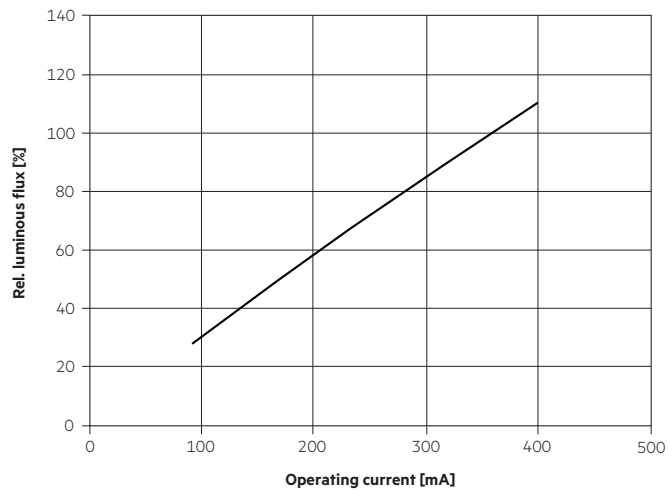


6.4 Relative luminous flux vs. operating current

SLA DC 12D SNC3:



SLA DC 24D SNC3 + SLA DC 36D SNC3::



7. Miscellaneous

7.1 Additional information

Additional technical information at www.tridonic.com → Technical Data

Guarantee conditions at www.tridonic.com → Services

Lifetime declarations are informative and represent no warranty claim.