


DC 48V MULTI 30W 50–1050mA bDW NF T

Dimming

**Product description**

- _ Can be integrated in Casambi systems (Casambi Ready)
- _ Dimmable constant current
- _ Up to 94.5 % efficiency
- _ Output voltage range 10 – 42 V
- _ Output current adjustable between 50 – 1050 mA
- _ Pure AM dimming down to 1 %
- _ Max. output power 30 W
- _ Temperature range up to +35 °C
- _ 5 years guarantee (conditions at

<https://www.tridonic.com/en/int/services/manufacturer-guarantee-conditions>)

Housing properties

- _ Pure PCB for built-in application
- _ Compatible with STUCCHI 48V MULTI/EVO system, see data sheet chapter 6.8
- _ Suitable for class III applications

Interfaces

- _ basicDIM Wireless
- _ Terminal blocks: 0° push terminals
- _ Near field communication (NFC)

Functions


- _ Adjustable output current in 1-mA-steps (NFC)
- _ Protective features (overtemperature, short-circuit, no-load)
- _ Temperature declared thermally protected LED driver with integrated electronic protection means against overheating

Benefits

- _ Application-oriented operating window
- _ Enabling even smaller dimensions for the miniaturization of luminaires
- _ Flexible configuration via companionSUITE (NFC)
- _ Support NFC multiple programming (full carton box)
- _ We will provide security updates for the next five years after the date of purchase of this product

Typical applications

- _ For spot light in art and culture, retail and hospitality, office and education

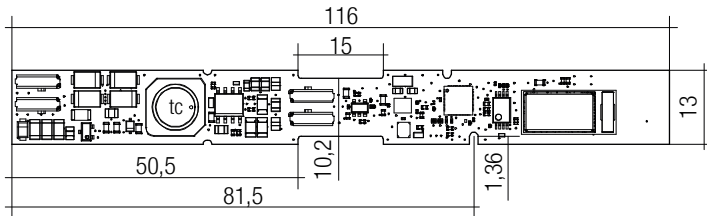
**Website**

<http://www.tridonic.com/28005583>



DC 48V MULTI 30W 50–1050mA bDW NF T

Dimming



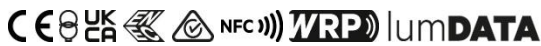
Ordering data

Type	Article number	Packaging, carton	Packaging, pallet	Weight per pc.
DC 48V MULTI 30/50-1050/42 bDW NF T	28005583	90 pc(s).	2,700 pc(s).	0.008 kg

Technical data

DC voltage input	48 V
DC voltage range	46 – 51 V
Mains frequency	0 Hz
Typ. current (full load)	673 mA
Max. input power	32.2 W
Output power range (P _{rated})	0.5 – 30 W
Typ. efficiency (full load) ^{①②}	93.9 %
Starting time (full load)	< 0.7 s
Hold on time at power failure	< 50 ms
Output current tolerance ^①	± 5 %
Output current tolerance (at min. dimming level)	± 10 %
Output LF current ripple	Same as LF ripple on 48 V bus
Max. output voltage (U-OUT)	60 V
Dimming range	1 – 100 % (min. 10.5 mA)
ESD classification	Severity level 2
Max. casing temperature tc	110 °C
Radio transceiver operating frequencies	2.4 – 2.483 GHz
Max. output power radio transceiver (E.I. R.P.)	< + 20 dBm
Guarantee (conditions at www.tridonic.com)	5 Year(s)
Dimensions L x W x H	116 x 13 x 6.2 mm

Approval marks



Specific technical data

Type	Output current	Min. output voltage	Max. output voltage	Max. output power (at 48 V, full load)	Typ. current consumption (at 48 V, full load)	Ambient temperature ta
DC 48V MULTI 30/50-1050/42 bDW NF T	50 mA	10 V	42 V	2.1 W	53.0 mA	0 ... +35 °C
DC 48V MULTI 30/50-1050/42 bDW NF T	150 mA	10 V	42 V	6.3 W	142.0 mA	0 ... +35 °C
DC 48V MULTI 30/50-1050/42 bDW NF T	350 mA	10 V	42 V	14.7 W	326.0 mA	0 ... +35 °C
DC 48V MULTI 30/50-1050/42 bDW NF T	500 mA	10 V	42 V	21.0 W	464.0 mA	0 ... +35 °C
DC 48V MULTI 30/50-1050/42 bDW NF T	700 mA	10 V	42 V	29.4 W	648.0 mA	0 ... +35 °C
DC 48V MULTI 30/50-1050/42 bDW NF T	750 mA	10 V	40 V	30.0 W	664.0 mA	0 ... +35 °C
DC 48V MULTI 30/50-1050/42 bDW NF T	900 mA	10 V	33 V	29.7 W	668.0 mA	0 ... +35 °C
DC 48V MULTI 30/50-1050/42 bDW NF T	1,050 mA	10 V	28 V	29.4 W	672.6 mA	0 ... +35 °C

^① Valid at 100 % dimming level.

^② Depending on the selected output current.

1. Standards

EN 61347-1
 EN 61347-2-13
 EN 62384
 EN 55015
 EN 61000-3-2
 EN 61000-3-3
 EN 61547
 ETSI EN 300 328
 ETSI EN 300 330
 ETSI EN 301 489-1
 ETSI EN 301 489-17

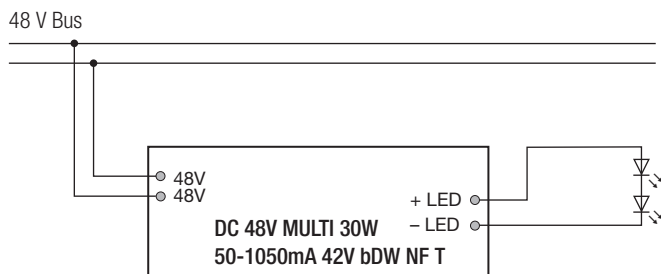
2. Thermal details and lifetime

2.1 Expected lifetime

Lifetime is maximum of 100,000 h.
 Max. tc point temperature must not be exceeded.

3. Installation / wiring

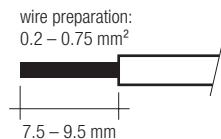
3.1 Circuit diagram



3.2 Wiring type and cross section

For wiring use stranded wire with ferrules or solid wire from 0.2 – 0.75 mm². Strip 7.5 – 9.5 mm of insulation from the cables to ensure perfect operation of terminals.

LED module/LED driver/supply



3.3 Wiring guidelines

- Run the 48 V cables separately from the mains connections and mains cables to ensure good EMC conditions.
- Keep the 48 V DC output wiring as short as possible to ensure good EMC. Tridonic did successfully EMC test with more than 30 m on grounded metal housings.
- For plastic housing reduce the cable length if the EMC gets worse.
- The max. cable length, including track light, is limited only by voltage drop: Supply the last DC MULTI in the track light with minimum 46 V. More details in the voltage drop application note!
- To avoid damage of the Driver protect the wiring against short circuits to earth (sharp edged metal parts, metal cable clips, louver, etc.).
- The max. secondary cable (LED module) length is 2 m (4 m circuit).
- To comply with the EMC regulations run the secondary wires (LED module) in parallel.

3.4 DC Multi Track Hot Plug

Hotplug of fixtures is allowed. All data will be saved and configuration is stored.

3.5 EOS/ESD safety guidelines

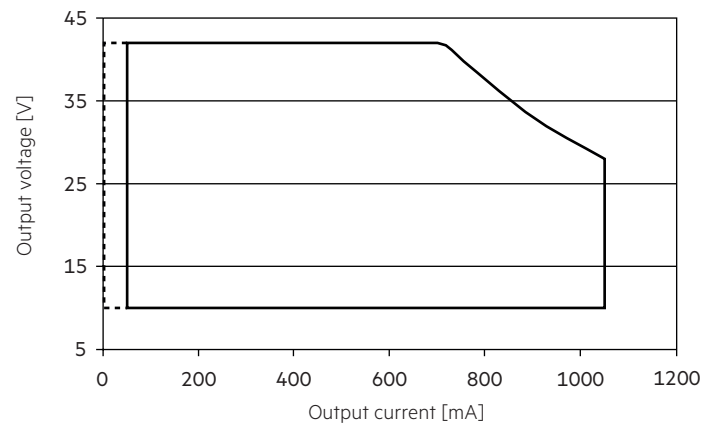


The device / module contains components that are sensitive to electrostatic discharge and may only be installed in the factory and on site if appropriate EOS/ESD protection measures have been taken. No special measures need be taken for devices/modules with enclosed casings (contact with the pc board not possible), just normal installation practice.

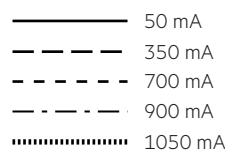
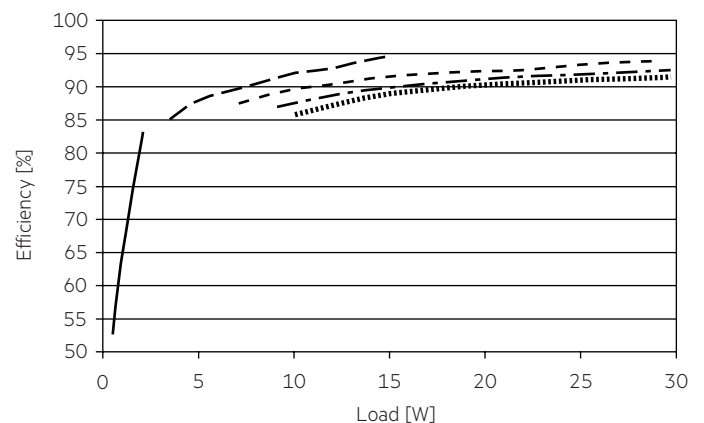
For further information for EOS/ESD safety guidelines and the ESD classification please refer to the brochure entitled <http://www.tridonic.com/esd-protection>.

4. Electrical values

4.1 Operating window



4.2 Efficiency vs load



100 % load corresponds to the max. output power (full load) according to the table on page 2.

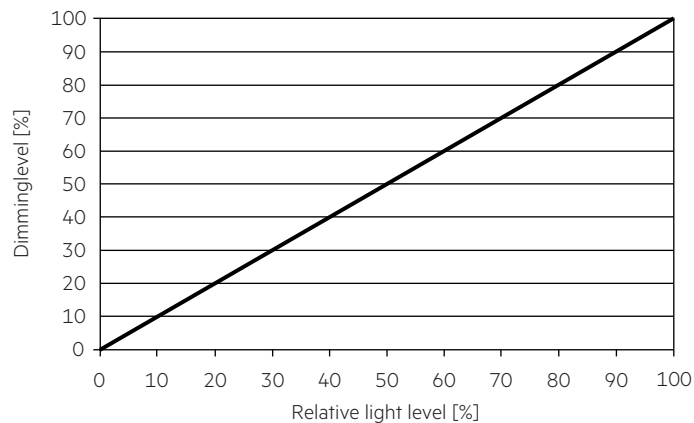
4.3 Dimming

Dimming range 1% to 100% (min. 10.5 mA)

Digital control with:

- basicDIM Wireless

4.4 Dimming characteristics



5. Interfaces / communication

5.1 Control input

Can be integrated in Casambi systems (Casambi Ready)

5.2 Short-circuit behaviour

In case of a short-circuit at the LED output the LED output is switched off. After restart of the LED Driver the output will be activated again. The restart can either be done via mains reset or via interface (bDW)

5.3 No-load operation

In case of a no-load operation LED output is switched off. After restart of the LED Driver the output will be activated again. The restart can either be done via mains reset or via interface (bDW).

5.4 Overload protection

If the output power/voltage range is exceeded the LED Driver turns off the LED output. After restart of the LED Driver the output will be activated again. The restart can either be done via mains reset or via interface (bDW)

5.5 Overtemperature protection

Intelligent temperature guard (ITG)

5.6 NFC - configuration














The NFC Interface allows wireless communication with the LED Driver. This interface offers the option to write configuration and to read configuration, errors and events with the companionSUITE.

6. Functions

☉ companionSUITE:

NFC

The companionSUITE with deviceGENERATOR, deviceCONFIGURATOR and deviceANALYSER is available via our WEB page:
<https://www.tridonic.com/com/en/products/companionsuite.asp>

Icon	Function	NFC
	OEM Identification	☉
	OEM GTIN	☉
	Luminaire data	☉
	LED current	☉
	Constant light output (eCLO)	☉
	Enhanced power on level (ePOL)	☉
	DALI default parameters	☉
	Scenes and groups	☉
	fade2zero	☉
	Power-up fading	☉
	Dimming curve	☉
	deviceKEY	☉
	Intelligent temperature guard (ITG)	☉

6. Functions

6.1 LED current



The LED output current must be adapted to the connected LED module. The value is limited by the current range of the respective device.

The output current of the LED driver can be adjusted in a certain range.

Option 2: NFC

Adjustment is done by companionSUITE via NFC.

6.2 Enhanced Constant Light Output (eCLO)



With this function the light output of the LED module can be kept equal over the lifetime.

The light output of an LED module reduces over the course of its lifetime. The Constant Light Output (eCLO) function compensates for this natural decline by constantly increasing the output current of the LED driver throughout its lifetime.

Enhanced eCLO shall be achieved by limitation of the LED current at the commissioning of the LED driver and providing a linear interpolation of the current over the time, depending on the data points given by the user.

The user has to insert up to eight pairs of data (time, level).

The output curve is the result of connecting the user data points linear.

Detailed description for eCLO see product manual.

The minimal CLO starting point is limited by the smallest output current of the LED driver.

6.3 Enhanced power on level (ePOL)



The Enhanced Power On Level parameter defines the power level that is set automatically when power is restored after a power failure.

The Enhanced Power On Level can be set to a fixed value (0 – 100 %) or can recall the memory value.

The memory value is the last value the LED driver was set to before the power failure.

This value applies not only in DALI device operating mode, but also in the device operating mode switchDIM.

6.4 fade2zero



When the Driver is switched off, fade2zero allows a smooth dimming down to almost zero.

Activate the fade2zero function when programming with companionSUITE and set a DALI fade time. fade2zero only works if the minimum dimming level of the Driver is the default value.

The device then dims to far below the limit of its working window (dimming range).

This function is deactivated by default.

6.5 deviceKEY



This function enables a password protection for device settings to prevent unauthorized access or changes.

6.6 Intelligent Temperature Guard (ITG)



The intelligent temperature guard protects the LED driver from thermal overheating by reducing the output power or switching off in case of operation above the thermal limits of the luminaire or ballast.

Depending on the luminaire design, the ITG operates at about 5 to 10 °C above t_c temperature.

If temperature threshold values are exceeded, the LED output current is limited.

These limits can be adjusted using the programming software.

Even the current ITG temperature in the device can be read out. With this function, the sensitivity of the temperature control can be adjusted.

6.7 Adjustable current

The output current of the LED driver can be adjusted in a certain range. Physical minimal current is 1 % of max. current of the driver.

6.8 Compatible track adapter

Adapter Type	Compatible Tracks
	9500-.../...-ST1-E
	9500-.../...-ST2-E
	9500-.../...-ST3-E
	9500-.../...-ST5-E
	9500-.../...-ST6-E
MULTI Adapter 9519-166-K-E /	9500-.../...-ST7-E
MULTI Adapter 9519-166-M-K-E	9500-.../...-ST8-E
MULTI Adapter 9519-166-E	9500-.../...-ST9-E
MULTI Adapter 9519-166-M-E	9500-.../...-ST10
	9500-.../...-ST13-E
	9500-.../...-ST14
	9500-.../...-ST15-E
	9500-.../...-ST18-E
	9600C-.../B
	9600C-.../B-F1
	9600C-.../B-F2
CORE11 Adapter 9659C-166	9600C-.../B-F3
	9600C-.../B/-M2-...
	9600C-.../B/-M6-...

7. Miscellaneous

7.1 Conditions of use and storage

Humidity: 5% up to max. 85%,
not condensed
(max. 56 days/year at 85%)

Storage temperature: -40 °C up to max. +80 °C

The LED drivers have to be acclimatised to the specified temperature range (a range of DC power supply) before they can be operated.

The LED driver is declared as inbuilt LED controlgear, meaning it is intended to be used within a luminaire enclosure.

If the product is used outside a luminaire, the installation must provide suitable protection for people and environment (e.g. in illuminated ceilings).

7.2 Disposal of equipment



Return old devices in accordance with the WEEE directive to suitable recycling facilities.

7.3 Additional information

Additional technical information at www.tridonic.com → Technical Data

Lifetime declarations are informative and represent no warranty claim.
No warranty if device was opened.