



The image has the only illustrative purpose and it is purely indicative, it may not fully reflect the product configuration.

KIT Micro Junction Connector "H" 2p Screw 1-2 IP66/IP68

Code: **THB.395.H2A.R**



Potential improvements of the product and modifications of the technical data contained in this document can be made without notice.

GENERAL INFORMATION

| | |
|--------------------------------|--|
| Type of installation | Joint connector (re-usable/re-accessible) |
| Product configuration | Junction connector |
| Colour | Black (Plastic components) - White (Rubber components) |
| Overall dimensions (mm) | 105.0 x 40.0 x 16.4 |

ELECTRIC DATA

| | |
|---------------------------------------|---------------------|
| No. connected cables | 4 |
| Circuit wiring diagram | Signal |
| Current rating (AC/DC) | 10A AC/DC |
| Voltage rating (AC/DC) | 500V AC (3V-60V DC) |
| No. poles | 2 |
| Marking | 1-2 |
| Terminations | Screw |
| Terminations Thread/Tightening torque | M2 - 0.2 Nm |

CONNECTION DATA

| | |
|---|---------------|
| Multi-stranded conductor cross-section without ferrule MIN (mm ²) | 0.25 |
| Multi-stranded conductor cross-section without ferrule MAX (mm ²) | 1.50 |
| Solid conductor cross-section MIN (mm ²) | 0.25 |
| Solid conductor cross-section MAX (mm ²) | 1.50 |
| Conductor stripping length (mm) | 8.00 |
| Main cable sheath stripping length (mm) | 20.00 |
| Branch cable sheath stripping length (mm) | 20.00 |
| Reccomended types of cable | H05xxx/H07xxx |
| Cable diameter MIN (mm) | 5.40 |
| Cable diameter MAX (mm) | 7.90 |
| Tightening torque of cable gland-connector | 1.0 Nm |
| Tightening torque of nut-cable gland | 1.5 Nm |

ENVIRONMENT CONDITIONS

| | |
|----------------------------|-----------------------|
| IP rating | IP68, IP66 |
| | <i>*IP68 (2m/24h)</i> |
| T marking | T 85°C |
| Proof Tracking Index (PTI) | PTI 175 |

MATERIALS

| | |
|-------------------|------------------------------|
| Exterior body | TPE |
| Connector | PA66 GF UL94 V0 |
| Cable gland | PA68 UL94 V0 |
| O Rings | TPE |
| Gaskets | TPE |
| Material property | Halogen Free - Silicone Free |
| Contacts | Brass |
| Contact screws | Steel |

PRODUCT COMPLIANCES



| | |
|---------------|-----------------|
| IEC Approvals | EN 60998-1:2004 |
|---------------|-----------------|

COMMERCIAL DATA

| | |
|--------------------------------|-----------------------------|
| Packing method | Individually packed (KIT) |
| Type of packaging | Blister |
| Pieces/kit (pcs) | 1 |
| Pieces/box (pcs) | 30 |
| Overall dimensions of box (mm) | 300 x 200 x 160 |
| Corresponding code in Box | THB.395.H2A |
| Custom tariff number | 85369010 |
| Country of origin | ITALY |


APPROVALS

REACH/RoHS Approvals:

| File | Type | Size |
|---|------|-----------|
|  REACH.pdf | PDF | 105.87 KB |
|  RoHS Compliance.pdf | PDF | 84.57 KB |



TECHNICAL DOCUMENTATIONS

Technical documentations:

| File | Type | Size |
|---|------|---------|
|  606002065_install sheet_TH395.pdf | PDF | 2.21 MB |

MARKETING DOCUMENTS

Marketing documentations:

| File | Type | Size |
|--|------|---------|
|  Techno_Guida_Installativa_ITA_20251107.pdf | PDF | 6.65 MB |
|  Techno_Guida_Installativa_ENG_20251107.pdf | PDF | 6.65 MB |